



FAQs ON CONNECTING TO THE COLLEGE Wi-Fi (GRG WiNet)

What is GRG WiNet?

GRG WiNet is the SSID (Service set identifier) name of the GRG Wi-Fi Service.

Who can use GRG WiNet?

1. All current Students and Faculties of the KCW can use the Wi-Fi service.
2. Guests are also provided with the Wi-Fi facility for their devices based on requests.

For availing GRG WiNet, there are some requirements and steps are to followed as mentioned in the upcoming slides.

What are all needed for using GRG WiNet?

For Students:

1. Register number which is provided by the respective department.
2. Student's mobile number which was registered on the application on admission time.
3. An official college eMail ID which is provided by the respective department.


For Faculties:

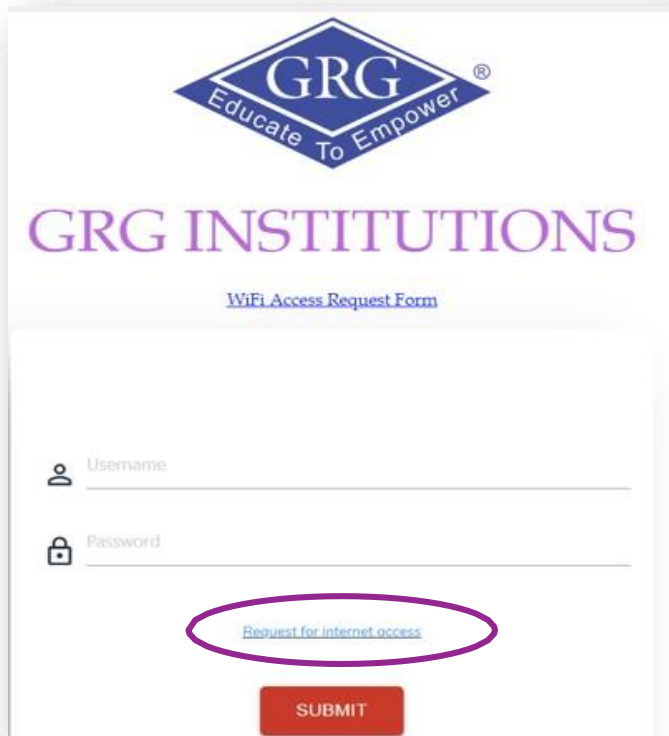
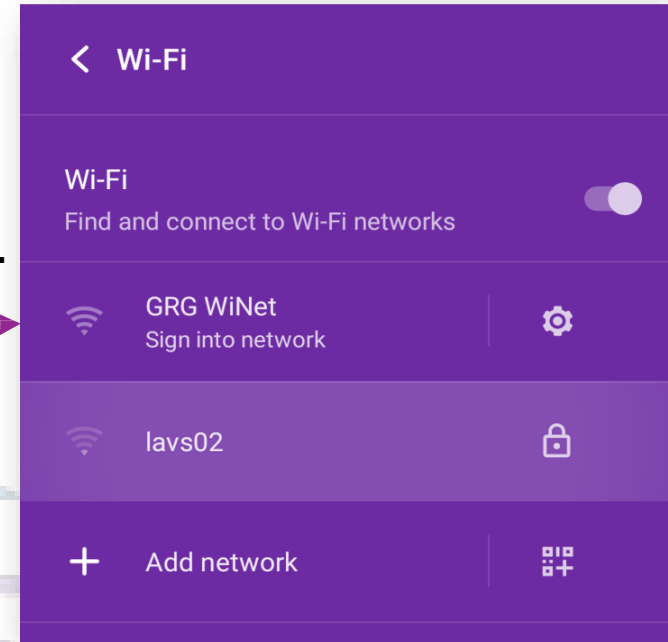
1. Employee ID which is provided by the HR department.
2. Staff's mobile number.
3. An official e Mail ID which is provided by the institution.

For Guests:

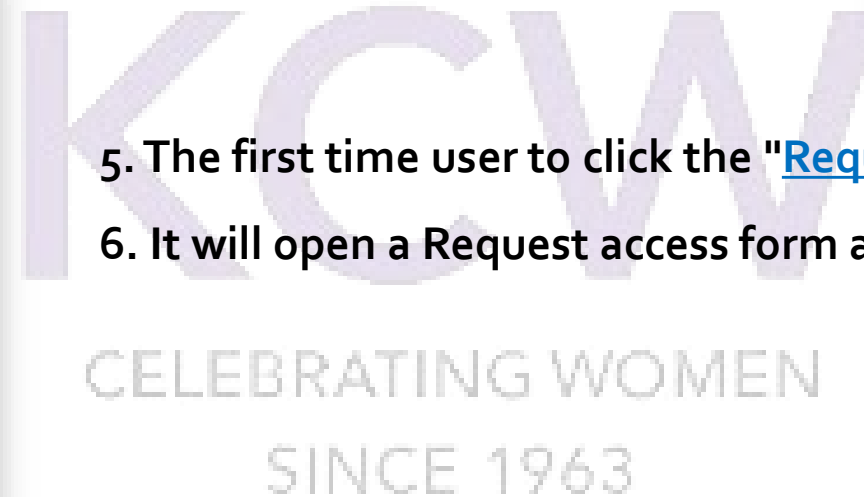
1. Based on requests submitted to the System department by the invitees/host team

How to connect to the GRG WiNet?

1. Turn on the Wi-Fi option of your device (Mobile phone / Laptop / Tab)
2. Search for the GRG WiNet SSID from the listed Wi-Fi names and choose it.
3. It will ask the user to "Sign into network". Click on it. 
4. After connecting it will open login form as shown below.



5. The first time user to click the "[Request for internet access](#)"
6. It will open a Request access form as shown below.



5. Now, fill out the form by choosing the respective category of user.

For Students:

Request Access

Please fill in the details.

Category

FACULTY (Academic-PSGRKC) STUDENT Guest Staff (GRGMS) CPS Staff
 CMS Staff Polytechnic Staff PSGRKHSS Staff Staff(Nonacademic-PSGRKC)
 PHD SCHOLARS Visitors

Name

Name

Reg No

Course

B.A English

Department

Botany

Mobile No

Phone

Email

example@example.com

I agree to the [Terms and Conditions](#)

[| Instructions to connect to wireless network || View account details |](#)

For Faculties / Staff of other institutions:

Request Access

Please fill in the details.

Category

FACULTY (Academic-PSGRKC) STUDENT Guest Staff (GRGMS)
 CPS Staff CMS Staff Polytechnic Staff PSGRKHSS Staff
 Staff(Nonacademic-PSGRKC) PHD SCHOLARS Visitors

Name

Name

Emp No

Course

B.A English

Department

Botany

Mobile No

Phone

Email

example@example.com

I agree to the [Terms and Conditions](#)

[| Instructions to connect to wireless network || View account details |](#)

For Guests:

Request Access

Please fill in the details.

Category

FACULTY (Academic-PSGRKC) STUDENT Guest Staff (GRGMS)
 CPS Staff CMS Staff Polytechnic Staff PSGRKHSS Staff
 Staff(Nonacademic-PSGRKC) PHD SCHOLARS Visitors

Name

Name

Designation

Mobile No

Phone

Email

example@example.com

Authorized by

Active timings

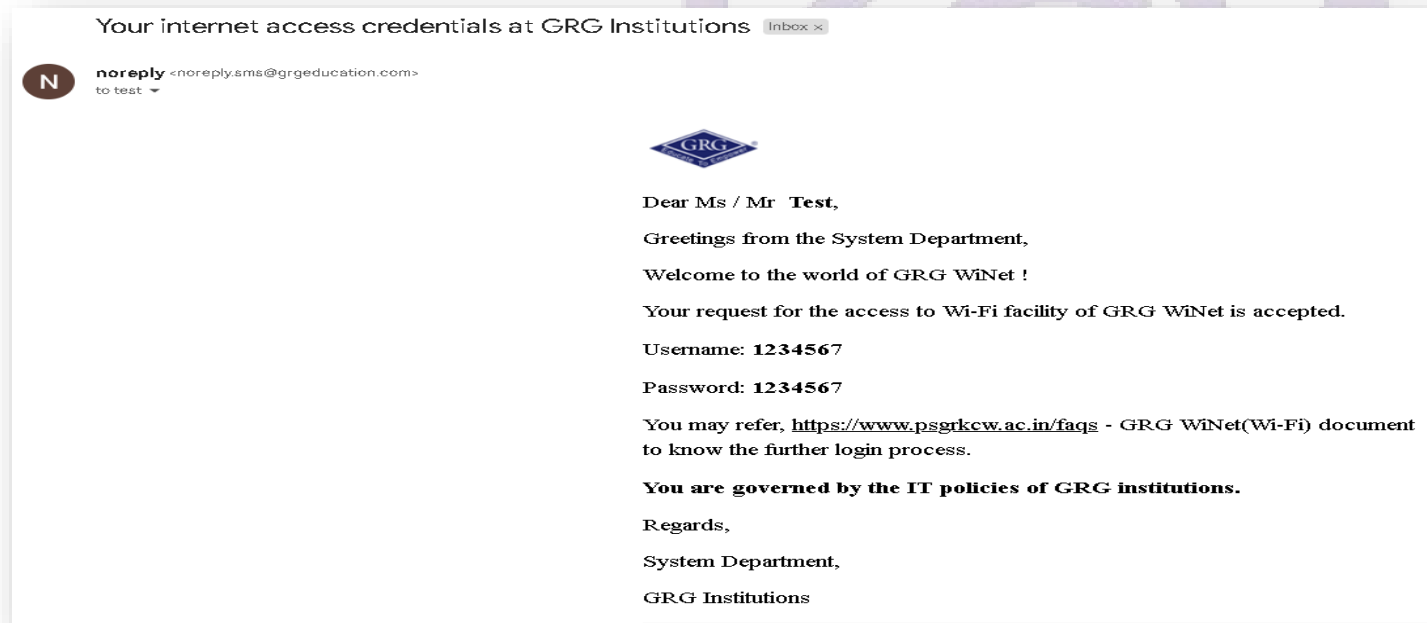
I agree to the [Terms and Conditions](#)

6. After filling up the Wi-Fi request form, click on

6. Now, the user will get a confirmation screen as shown in the below image



7. Within few hours, users requisitions for Wi-Fi access will be verified and users will get an e Mail with the login credentials to their registered e Mail ID as shown in the below image.



Contd.,



GRG INSTITUTIONS

[WiFi Access Request Form](#)

[Request for internet access](#)

SUBMIT

8. The user can now try to connect again to the Wi-Fi (GRG WiNet) on their device by

- Turning on Wi-Fi
- Choosing GRG WiNet SSID
- Clicking "Sign into network"
- By typing username and password (received through an e Mail)

And clicking on the

SUBMIT

Now the device will be successfully connected with the

GRG WiNet Wi-Fi and can explore the i-World

CELEBRATING WOMEN

SINCE 1963

How to connect an additional device with GRG WiNet?

1. Students and Faculties are allowed to connect GRG WiNet Wi-Fi only on **two** devices.
2. For connecting to the another device, user can use the same Wi-Fi login credentials and requested to follow the STEP 8

Instructions to be followed..

1. Wi-Fi access will not be given if the user's device is installed with a Pirated Operating System.
2. Using the institution's Wi-Fi (GRG WiNet), users should not install unwanted third party software on their device. Also, do not watch movies and etc.,
2. Devices like laptop, should be installed with the safest Anti-Virus.





Contact

For any other assistance, users may contact ERP Assistant at Extn: KCW/ 510

Mail: erp-asst@grgeducation.com

CELEBRATING WOMEN
SINCE 1963