



PSGR Krishnammal College for Women

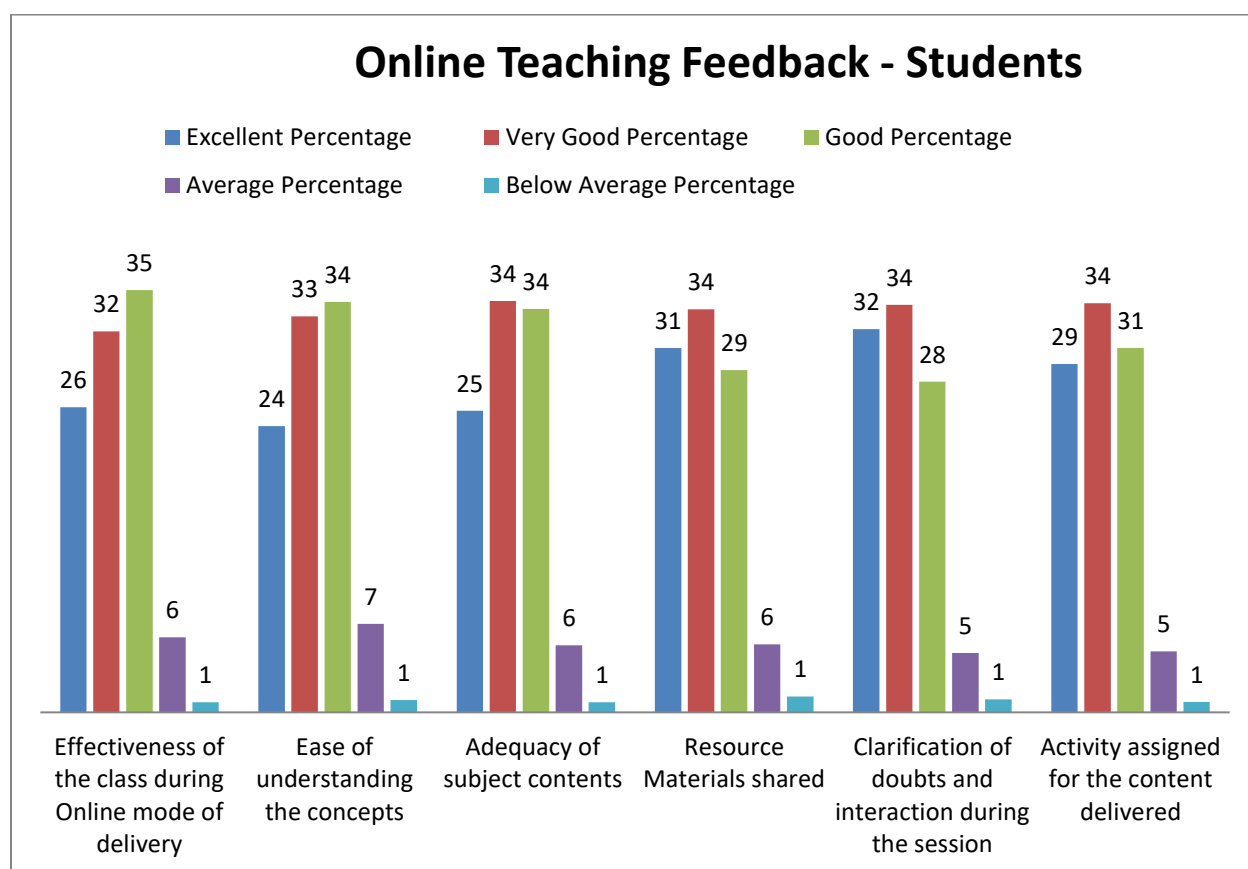


Student Satisfaction Survey Report

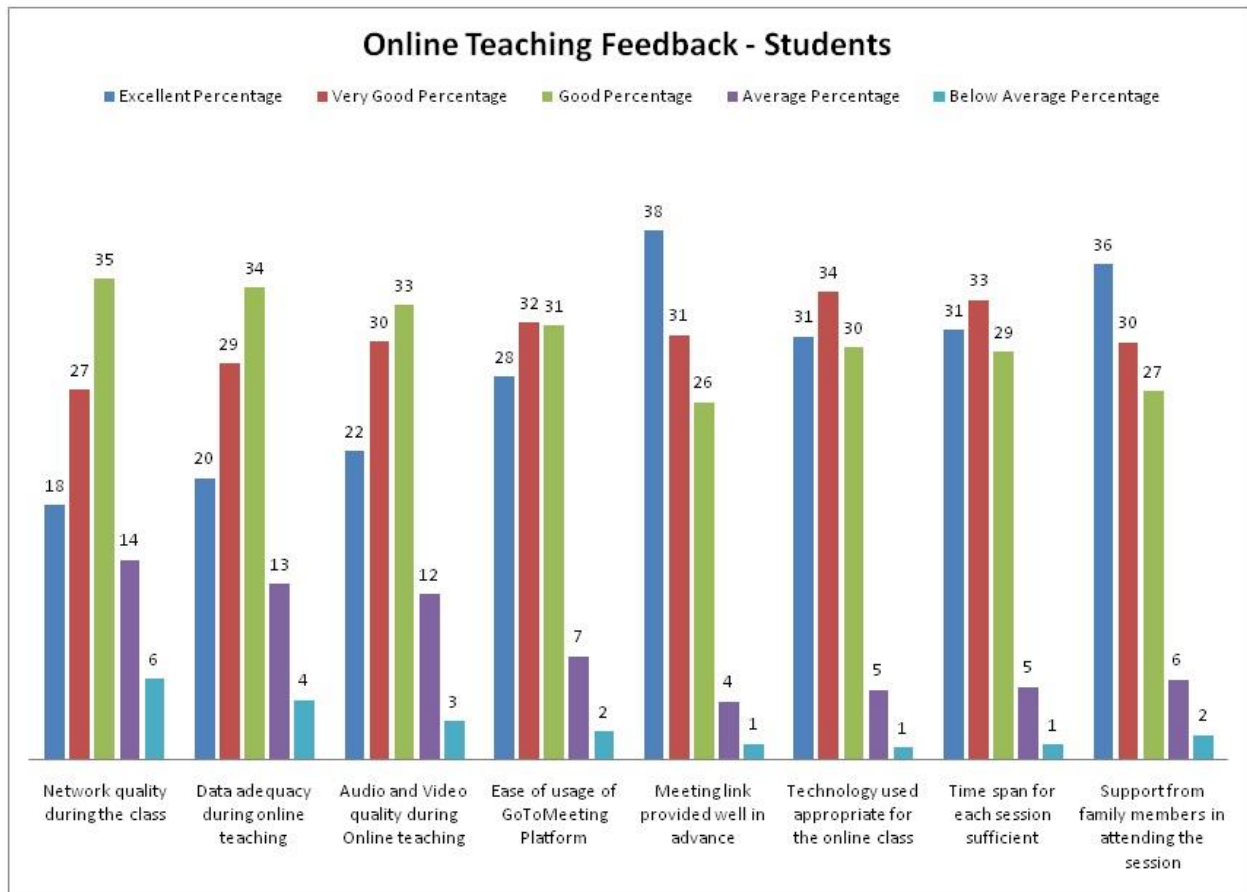
Academic Year 2020 – 2021

Students Satisfaction Survey Report (2020-2021)

Students’ feedback on online teaching was obtained on the effectiveness of online teaching, ease of understanding concepts, adequacy of subject content, resource materials shared, clarification of doubts and interactions during the session and activity assigned for the content delivery and the consolidated report is presented below.



Students’ Wi-Fi network quality during the class, data adequacy during online teaching, audio and video quality, ease of using online platform, sharing of online meeting link, time span for each session and support provided by family members in attending the online sessions were analyzed and the consolidated report is presented below.



18% of the students have stated that network quality during online classes was excellent, 27 % as very good, 35% as good, 14% as average and 6% as below average. 20 -22 % of students have stated that data, audio and video quality were excellent, 30% as very good, 34% as good, 12% as average and 3% as below average. 31% of the students have opined that technology usage and time span for each session were excellent, 34 % as very good, 29% as good, 5% as average and 1% as below average.

Any Suggestions or difficulties in attending the online session:

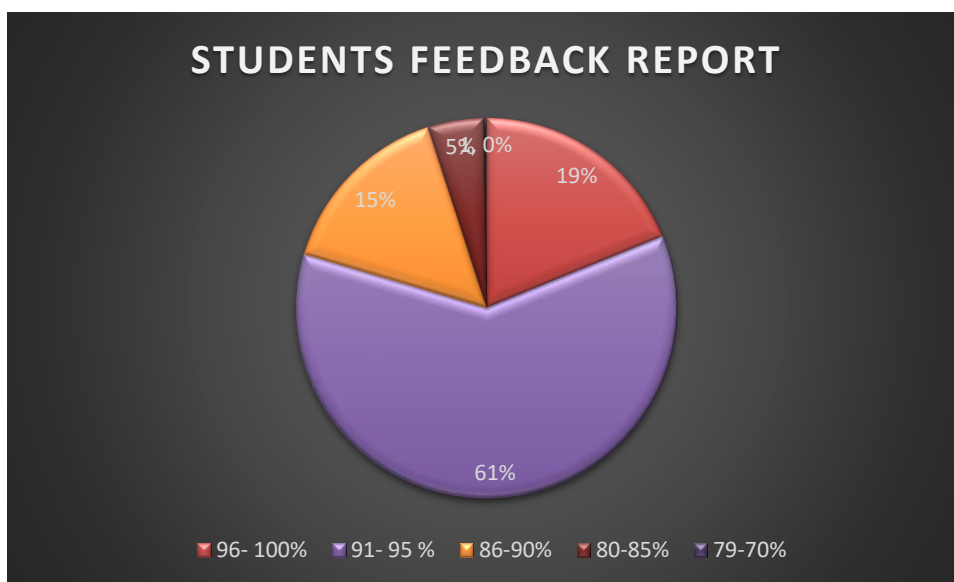
- ❖ Connectivity issues and audio breaking sometimes
- ❖ Concentrating on the Mobile for long time sometimes cause headache
- ❖ Continuous classes without any break can be adjusted
- ❖ As each session is recorded anyway, for the sake of students who are not able to attend the classes regularly, the videos or recordings can be sent.
- ❖ Good learning platform

STUDENTS' FEEDBACK ON TEACHING –LEARNING PROCESS

- ❖ 304 faculty members out of 382 fall in the top category of 91 – 100 gradepoints
- ❖ 77 faculty members fall in the category of 80 – 90 grade points
- ❖ 1 faculty member is in the 70 -79 grade point range

REPORT ANALYSIS

Maximum number of faculty fall in the top category of 80 – 100 points. This is a clear indication that the students are satisfied with the teaching learning process. Sincere efforts will be taken to promote all the faculty members to perform efficiently with more than 95 grade points



% Range	Total
96- 100%	72
91- 95 %	232
86-90%	59
80-85%	18
79-70%	1

Total 382

Sample Online Feedback Questions – Teaching /Learning Process

1. Teacher's lecture in terms of clarity and understandability

2. Communicative Skill of the teacher
3. The teacher comes well prepared for the classes
4. The teacher completes the syllabus effectively
5. The teacher provides the updated latest information
6. Efforts taken to explain the concepts in vernacular Language
7. Learning material and additional links are provided
8. The audio and visual connection was good
9. The technology used was appropriate for this online class
10. The classes are interactive and participatory
11. The teacher is impartial towards students
12. Provides feedback on the performance

Rating

1. Excellent 2. Good 3. Satisfactory 4. Unsatisfactory